

Scaled data based on original data using
LM-79-08 Approved Method: Electrical and Photometric Measurements of Solid-
State Lighting Products

Test Report Prepared for
Cooper Lighting Solutions
(formerly Eaton)

Brand: INVUE

Report Number: P140959

Luminaire Tested: **EMM-E03-LED-E1-SL2-7030**

Issue Date: 03/03/2020

Test Information

Test Method: LM-79-08
Report Number: P140959
REPORT IS SCALED FROM IESNA LM-79-08 TEST DATA (P33690)
Test Lab: INNOVATION CENTER-P3
Issue Date: 03/03/2020
Manufacturer: COOPER LIGHTING SOLUTIONS (FORMERLY EATON)
Product Line: INVUE
Catalog Number: EMM-E03-LED-E1-SL2-7030
Description: EPIC MODERN MEDIUM DECORATIVE LED LUMINAIRE
(3) LIGHTBARS WITH AccuLED OPTICS - TYPE 2 W/ SPILL LIGHT CONTROL
Light Source: (63) 3000K CCT, 70 CRI LEDs
Ballast/Driver: -

Summary

Lumens per Lamp: N/A
Luminaire Lumens: 7885.6 lumens
Efficiency: N/A
Efficacy: 104.9 lumens/watt
Luminous Opening: Rectangular (W 0.5' x L: 1' x H: 0')
IES Classification: Type II - Short - Non-Cutoff
BUG Rating: B2 - U0 - G2

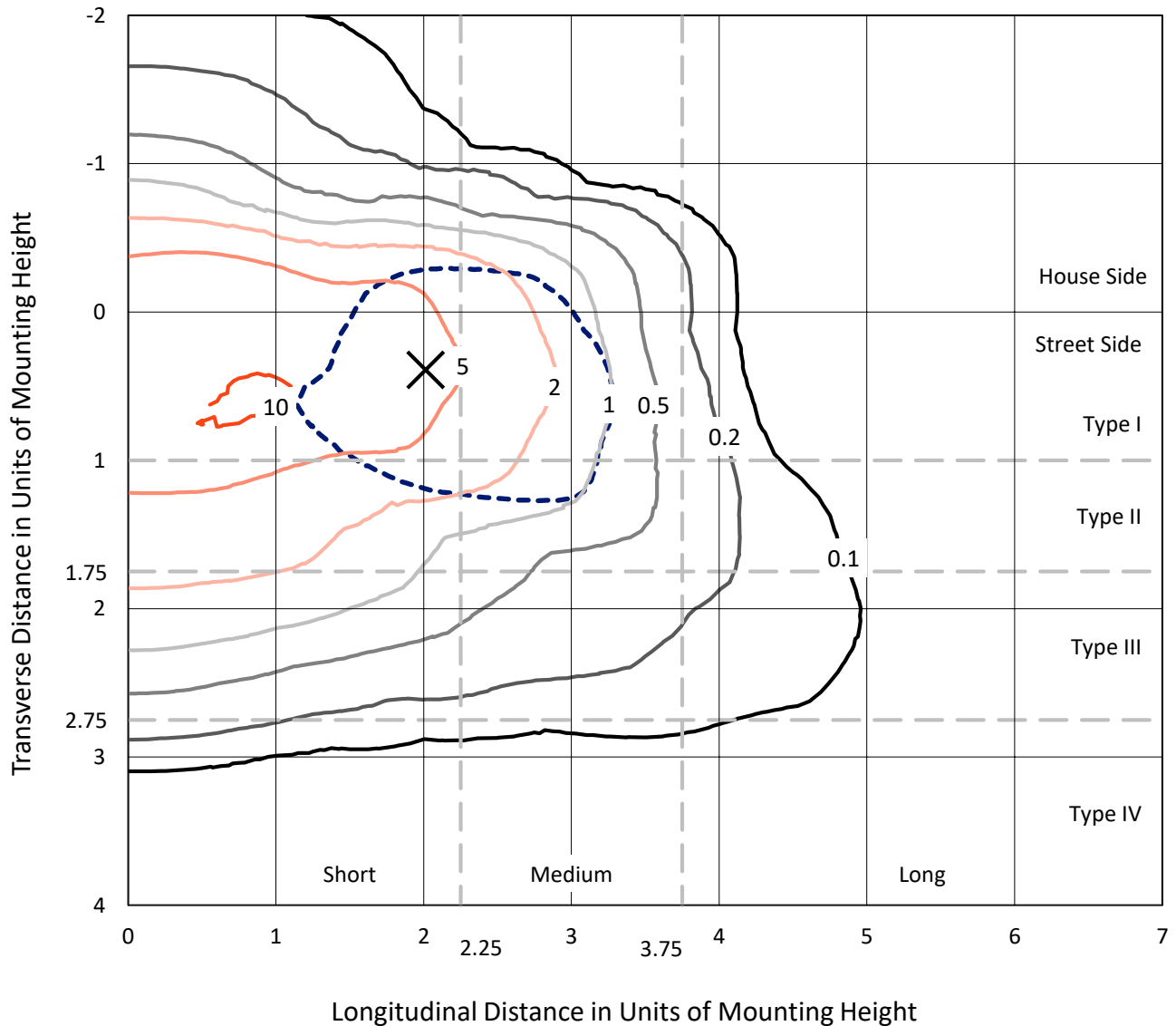
Input Watts (W): 75.2
Input Voltage (V): NR
Input Current (Ain): NR
Voltage Rise (V): NR
Power Factor: NR
Total Harmonic Distortion (THDi): NR
Frequency (hertz): 60
Stabilization Time: NR
Operation Time: NR
Ambient Temperature (°C): NR
Test Distance: 25 FT



REPORT NUMBER: P140959
 CATALOG NUMBER: EMM-E03-LED-E1-SL2-7030

Iso-Footcandle Lines of Horizontal Illumination

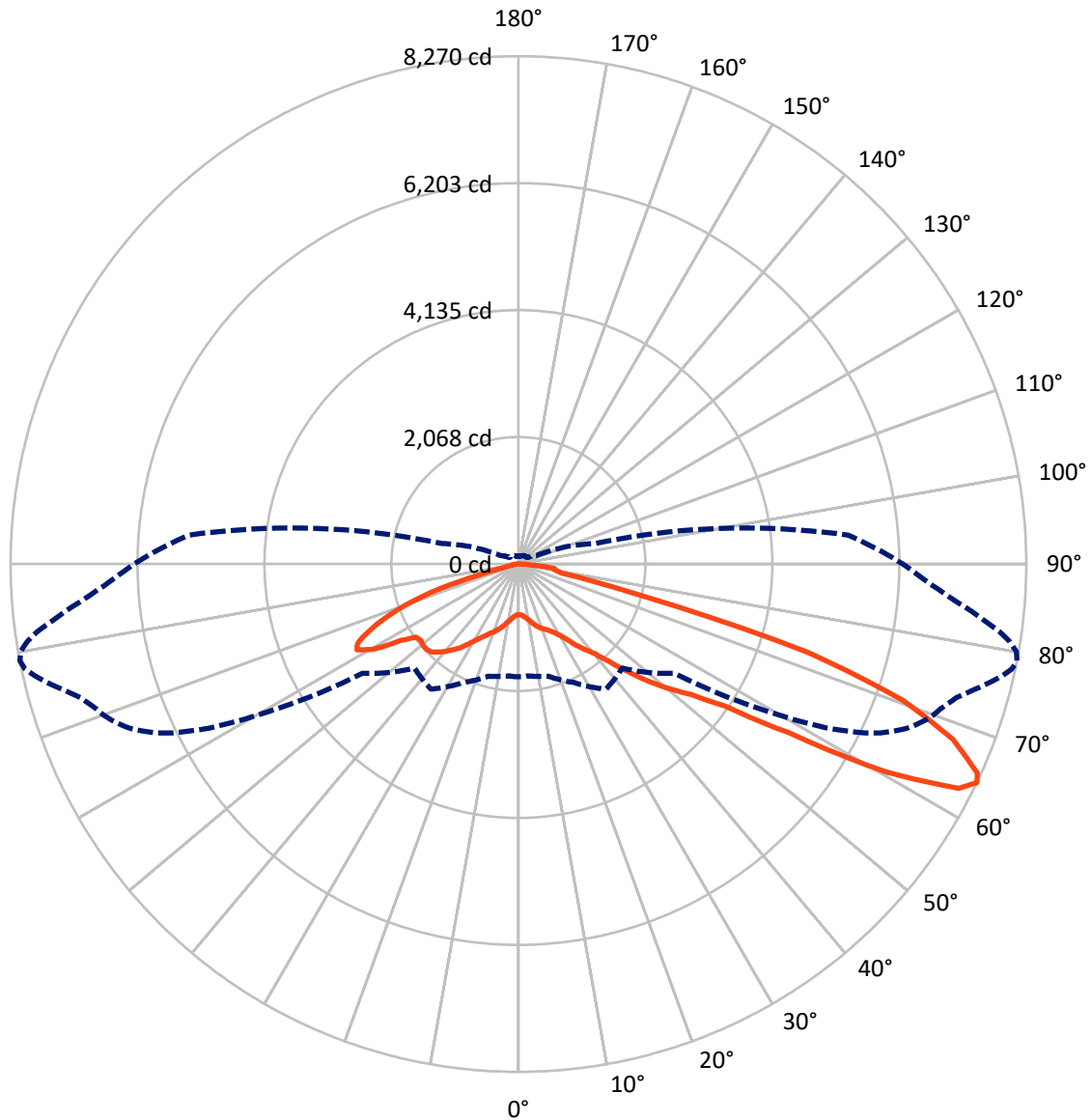
× Max cd
 - - - 1/2 Max cd



Based on 10 foot mounting height. Maximum calculated value = 11 fc
 Type II - Short - Non-Cutoff

REPORT NUMBER: P140959
CATALOG NUMBER: EMM-E03-LED-E1-SL2-7030

Luminous Intensity Polar Plot



— Vertical Plane Through 79-Deg Lateral - - - Horizontal Cone Through 64-Deg Vertical

REPORT NUMBER: P140959

CATALOG NUMBER: EMM-E03-LED-E1-SL2-7030

FLUX DISTRIBUTION:

		Downward	Upward	Total
House Side	Lumens	1879.6	0.0	1879.6
	% Fixture	23.8	0.0	23.8
Street Side	Lumens	6005.9	0.0	6005.9
	% Fixture	76.2	0.0	76.2
Total	Lumens	7885.6	0.0	7885.6
	% Fixture	100.0	0.0	100.0

Coefficient of Utilization

ZONAL LUMENS:

Zone	Lumens	% Fixture
0°-10°	81.7	1.0
10°-20°	264.9	3.4
20°-30°	454.7	5.8
30°-40°	760.1	9.6
40°-50°	1302.1	16.5
50°-60°	1756.4	22.3
60°-70°	2221.8	28.2
70°-80°	886.5	11.2
80°-90°	157.2	2.0
90°-100°	0.0	0.0
100°-110°	0.0	0.0
110°-120°	0.0	0.0
120°-130°	0.0	0.0
130°-140°	0.0	0.0
140°-150°	0.0	0.0
150°-160°	0.0	0.0
160°-170°	0.0	0.0
170°-180°	0.0	0.0
0°-90°	7885.6	100.0
0°-180°	7885.6	100.0



REPORT NUMBER: P140959

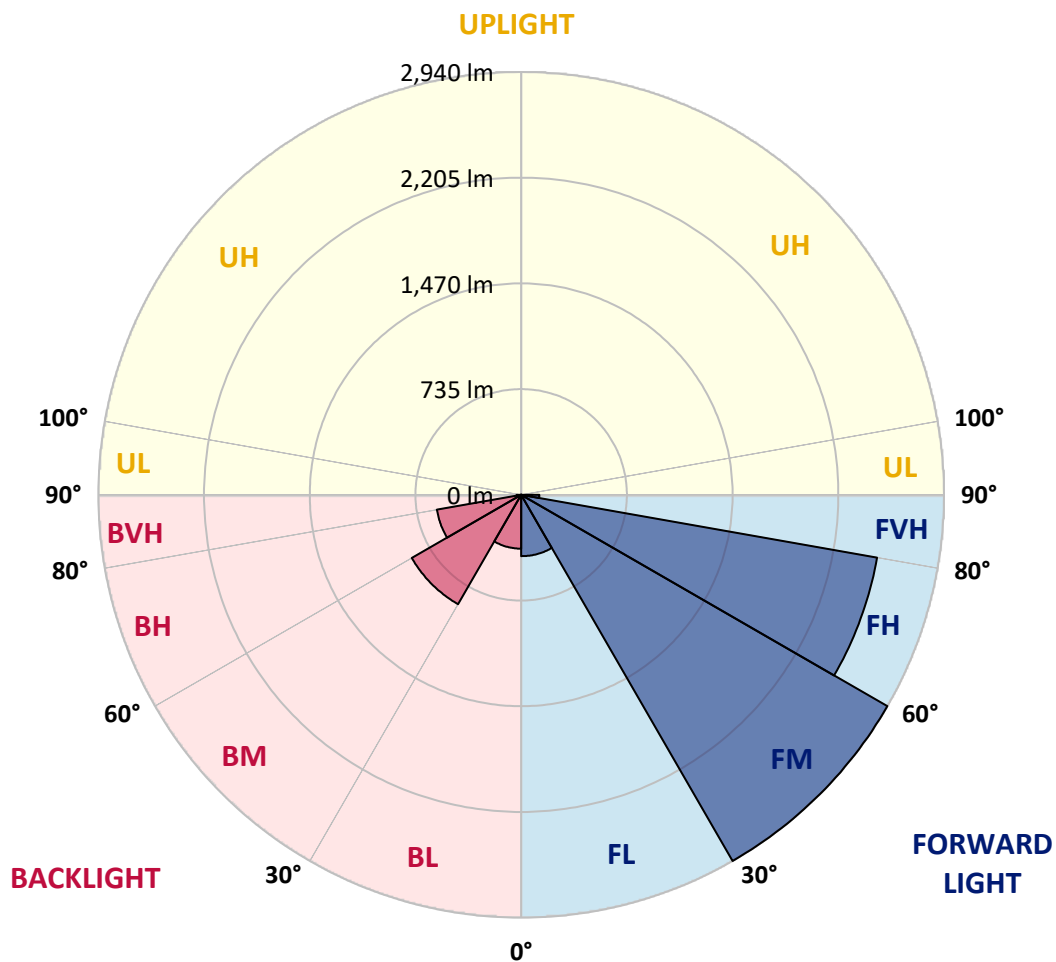
CATALOG NUMBER: EMM-E03-LED-E1-SL2-7030

LUMINAIRE CLASSIFICATION SYSTEM LUMEN TABLE AND BUG RATING:

Zone		Lumens	% Fixture	Zone Rating/Lumen Limit		
				B	U	G
FL	(0°-30°)	426.8	5.4			
FM	(30°-60°)	2940.3	37.3			
FH	(60°-80°)	2513.0	31.9			G2/5000
FVH	(80°-90°)	125.9	1.6			G2/225
BL	(0°-30°)	374.6	4.7	B1/500		
BM	(30°-60°)	878.3	11.1	B1/1000		
BH	(60°-80°)	595.4	7.6	B2/1000		G2/1000
BVH	(80°-90°)	31.3	0.4			G1/100
UL	(90°-100°)	0.0	0.0		U0/0	
UH	(100°-180°)	0.0	0.0		U0/0	

BUG Rating: B2-U0-G2

Type II Short





REPORT NUMBER: P140959

CATALOG NUMBER: EMM-E03-LED-E1-SL2-7030

CANDELA DISTRIBUTION (FULL):

	0°	5°	15°	25°	35°	45°	55°	60°	61°	62°	64°
0°	824.8	824.8	824.8	824.8	824.8	824.8	824.8	824.8	824.8	824.8	824.8
2.5°	821.1	822.0	821.1	823.8	825.7	828.4	828.4	828.4	828.4	828.4	828.4
5°	820.2	821.1	820.2	824.8	829.3	834.8	840.3	842.1	842.1	843.0	843.9
7.5°	828.4	829.3	828.4	833.9	840.3	849.4	859.5	864.9	865.9	866.8	868.6
10°	854.0	852.2	848.5	854.0	860.4	874.1	885.9	895.1	897.8	898.7	902.4
12.5°	887.8	886.9	880.5	877.7	881.4	896.9	918.8	931.6	934.4	935.3	938.9
15°	913.4	910.6	905.1	901.5	907.9	924.3	953.5	970.0	975.5	976.4	982.8
17.5°	929.8	928.0	918.8	916.1	926.1	951.7	988.2	1008.3	1012.0	1014.7	1022.0
20°	957.2	951.7	938.0	926.1	934.4	973.6	1016.6	1037.6	1043.0	1045.8	1052.2
22.5°	993.7	989.2	972.7	942.6	942.6	986.4	1042.1	1065.9	1070.4	1075.9	1083.2
25°	1056.7	1053.1	1021.1	970.0	957.2	999.2	1065.9	1097.8	1102.4	1108.8	1119.8
27.5°	1121.6	1117.0	1081.4	1012.9	982.8	1023.0	1100.6	1138.9	1145.3	1152.6	1165.4
30°	1204.7	1196.5	1160.9	1081.4	1033.0	1061.3	1155.4	1203.8	1211.1	1220.2	1237.6
32.5°	1391.0	1394.7	1329.8	1245.8	1160.9	1149.0	1240.3	1299.7	1310.7	1322.5	1346.3
35°	1694.3	1679.7	1655.9	1570.0	1476.0	1382.8	1405.6	1469.6	1481.5	1485.1	1495.2
37.5°	1887.9	1896.1	1915.3	1915.3	1845.0	1805.7	1740.8	1709.8	1712.5	1716.2	1708.0
40°	1995.7	2013.0	2078.8	2167.4	2231.3	2266.9	2256.0	2110.8	2093.4	2070.6	1997.5
42.5°	2073.3	2090.7	2203.0	2372.9	2531.8	2657.8	2727.3	2613.1	2600.3	2545.5	2457.8
45°	2120.8	2134.5	2269.7	2510.8	2751.0	2965.6	3155.6	3115.4	3111.8	3065.2	2950.1
47.5°	2111.7	2123.5	2264.2	2554.6	2869.7	3161.1	3455.2	3528.3	3531.9	3520.1	3449.7
50°	1976.5	2004.8	2144.5	2457.8	2804.0	3236.9	3648.8	3839.7	3845.2	3856.2	3828.8
52.5°	1855.9	1877.8	2003.0	2283.4	2615.8	3162.0	3764.8	4068.1	4114.6	4141.1	4192.3
55°	1806.6	1819.4	1915.3	2153.7	2460.6	2962.0	3804.1	4233.4	4316.5	4366.7	4483.6
57.5°	1797.5	1807.5	1881.5	2063.3	2357.4	2755.6	3791.3	4455.3	4586.8	4681.8	4908.3
60°	1858.7	1867.8	1919.9	2072.4	2286.1	2604.9	3674.4	4747.6	4932.1	5187.8	5553.2
62.5°	1904.3	1908.9	1972.8	2186.6	2364.7	2457.8	3376.7	4952.2	5280.1	5605.2	6148.7
64°	1837.7	1828.5	1891.5	2127.2	2486.1	2394.8	3100.8	4942.1	5326.7	5687.4	6275.6
65°	1739.9	1746.3	1803.0	2011.2	2465.1	2392.1	2920.0	4832.5	5231.7	5614.4	6216.3
67.5°	1351.8	1376.4	1391.9	1582.8	2019.4	2469.7	2445.0	4134.7	4535.7	4901.0	5612.5
70°	727.0	724.3	759.0	909.7	1404.7	2096.1	2098.0	2914.5	3358.4	3812.3	4520.2
72.5°	267.6	281.3	308.7	415.6	729.8	1512.5	1922.6	2021.2	2219.4	2580.2	3339.2
75°	153.4	155.3	160.7	195.5	351.6	834.8	1786.5	1788.3	1803.0	1862.3	2275.2
77.5°	119.6	116.0	118.7	127.0	191.8	439.3	1433.0	1698.8	1697.0	1687.9	1748.2
80°	89.5	93.2	98.6	98.6	118.7	235.6	814.7	1511.6	1562.7	1601.1	1623.0
82.5°	72.2	74.9	88.6	88.6	86.8	133.3	384.5	1119.8	1280.5	1384.6	1546.3
85°	46.6	49.3	74.9	74.0	70.3	78.5	200.9	375.4	404.6	493.2	701.5
87.5°	12.8	15.5	34.7	30.1	36.5	29.2	74.9	114.2	140.7	158.9	200.0
90°	0.0	0.0	0.0	0.0	0.0	0.0	0.0	0.0	0.0	0.0	0.0



REPORT NUMBER: P140959

CATALOG NUMBER: EMM-E03-LED-E1-SL2-7030

CANDELA DISTRIBUTION (continued):

	65°	66°	67°	68°	69°	70°	71°	72°	73°	74°	75°
0°	824.8	824.8	824.8	824.8	824.8	824.8	824.8	824.8	824.8	824.8	824.8
2.5°	828.4	828.4	828.4	829.3	829.3	829.3	829.3	829.3	830.2	828.4	828.4
5°	844.8	843.9	844.8	844.8	847.6	846.7	847.6	847.6	846.7	848.5	848.5
7.5°	871.3	869.5	871.3	872.2	873.2	876.8	876.8	878.6	879.6	880.5	878.6
10°	903.3	906.0	907.0	907.0	911.5	913.4	913.4	916.1	918.8	920.7	919.7
12.5°	942.6	944.4	945.3	950.8	951.7	954.5	959.0	961.8	961.8	966.3	969.1
15°	986.4	988.2	993.7	995.6	999.2	1003.8	1006.5	1009.3	1009.3	1017.5	1020.2
17.5°	1023.9	1027.5	1031.2	1033.9	1040.3	1044.9	1049.4	1052.2	1056.7	1060.4	1066.8
20°	1055.8	1060.4	1065.0	1070.4	1075.0	1079.6	1085.1	1088.7	1094.2	1099.7	1106.1
22.5°	1086.9	1092.4	1097.8	1102.4	1108.8	1113.4	1117.9	1124.3	1128.0	1133.5	1140.8
25°	1120.7	1129.8	1135.3	1141.7	1148.1	1154.5	1160.0	1165.4	1170.9	1178.2	1185.5
27.5°	1174.6	1179.1	1186.4	1190.1	1201.1	1208.4	1215.7	1216.6	1223.9	1237.6	1239.4
30°	1244.9	1253.1	1257.7	1270.5	1272.3	1275.0	1286.9	1295.1	1304.3	1315.2	1319.8
32.5°	1350.8	1358.2	1364.5	1368.2	1378.2	1394.7	1396.5	1403.8	1419.3	1422.1	1438.5
35°	1506.1	1507.9	1518.0	1523.5	1536.3	1545.4	1550.0	1556.3	1564.6	1583.7	1588.3
37.5°	1692.4	1708.0	1695.2	1682.4	1705.2	1702.5	1708.0	1700.7	1722.6	1723.5	1731.7
40°	1982.0	1975.6	1948.2	1918.9	1905.2	1897.0	1880.6	1876.9	1888.8	1883.3	1886.1
42.5°	2408.5	2348.2	2301.6	2266.9	2224.0	2177.4	2150.9	2110.8	2110.8	2098.9	2109.8
45°	2909.9	2842.3	2755.6	2673.4	2620.4	2559.2	2496.2	2454.2	2411.2	2379.3	2407.6
47.5°	3404.1	3358.4	3261.6	3185.8	3079.8	2988.5	2888.9	2802.2	2751.0	2713.6	2719.0
50°	3833.3	3791.3	3741.1	3638.8	3558.4	3465.3	3360.2	3246.0	3135.5	3090.8	3052.4
52.5°	4195.0	4180.4	4137.5	4090.0	4024.2	3924.7	3858.0	3749.3	3618.7	3524.6	3484.4
55°	4514.7	4540.3	4563.1	4553.1	4529.3	4516.5	4434.3	4360.3	4271.7	4244.3	4161.2
57.5°	5017.9	5091.9	5179.6	5228.0	5275.5	5384.2	5410.7	5382.4	5393.3	5386.0	5342.2
60°	5730.4	5909.4	6062.8	6185.2	6315.8	6442.8	6592.6	6691.2	6732.3	6891.2	6888.5
62.5°	6341.4	6579.8	6776.1	6923.2	7075.7	7190.8	7287.6	7386.3	7506.8	7621.9	7767.1
64°	6507.6	6694.9	6854.7	6986.2	7095.8	7189.9	7263.9	7354.3	7453.9	7602.7	7763.5
65°	6421.8	6632.8	6748.7	6867.5	6966.1	7039.2	7115.0	7197.2	7323.2	7441.1	7612.8
67.5°	5838.1	5998.0	6166.0	6276.5	6371.5	6414.5	6485.7	6554.2	6624.5	6743.3	6957.9
70°	4923.0	5102.0	5344.0	5448.1	5546.8	5562.3	5629.0	5680.1	5726.7	5884.7	5990.7
72.5°	3693.6	4040.7	4278.1	4460.8	4480.9	4558.5	4585.9	4606.9	4659.9	4689.1	4721.1
75°	2545.5	2857.9	3059.7	3129.1	3214.1	3173.0	3125.5	2958.3	2959.3	2817.7	2656.9
77.5°	1791.1	1839.5	1841.3	1842.2	1729.9	1664.1	1589.2	1493.3	1455.9	1381.0	1278.7
80°	1623.9	1618.5	1584.7	1543.6	1482.4	1394.7	1304.3	1241.2	1191.9	1136.2	1063.1
82.5°	1567.3	1580.1	1555.4	1520.7	1485.1	1398.3	1294.2	1195.6	1114.3	1025.7	936.2
85°	763.6	785.5	856.7	903.3	914.3	860.4	786.4	696.9	611.0	514.2	469.5
87.5°	229.3	245.7	251.2	266.7	285.9	260.3	229.3	205.5	165.3	143.4	112.3
90°	0.0	0.0	0.0	0.0	0.0	0.0	0.0	0.0	0.0	0.0	0.0



REPORT NUMBER: P140959

CATALOG NUMBER: EMM-E03-LED-E1-SL2-7030

CANDELA DISTRIBUTION (continued):

	76°	77°	78°	79°	80°	81°	82°	83°	84°	85°	86°
0°	824.8	824.8	824.8	824.8	824.8	824.8	824.8	824.8	824.8	824.8	824.8
2.5°	828.4	829.3	829.3	828.4	829.3	829.3	830.2	829.3	829.3	829.3	828.4
5°	846.7	850.3	849.4	849.4	851.2	851.2	850.3	852.2	851.2	851.2	850.3
7.5°	881.4	881.4	884.1	885.0	883.2	883.2	885.0	885.9	887.8	888.7	888.7
10°	921.6	926.1	926.1	927.1	928.0	930.7	931.6	931.6	933.4	933.4	935.3
12.5°	970.9	972.7	974.5	979.1	980.0	980.0	984.6	983.7	983.7	988.2	989.2
15°	1023.9	1026.6	1031.2	1033.0	1034.8	1039.4	1042.1	1044.9	1044.0	1050.4	1052.2
17.5°	1070.4	1073.2	1078.7	1083.2	1086.0	1088.7	1090.5	1094.2	1099.7	1104.2	1105.2
20°	1107.9	1111.5	1117.9	1123.4	1128.0	1130.7	1138.0	1141.7	1143.5	1147.2	1151.7
22.5°	1144.4	1150.8	1157.2	1159.0	1169.1	1171.8	1177.3	1182.8	1186.4	1194.7	1197.4
25°	1190.1	1195.6	1203.8	1209.3	1215.7	1221.1	1226.6	1231.2	1239.4	1246.7	1250.4
27.5°	1250.4	1254.9	1261.3	1271.4	1276.9	1280.5	1290.6	1299.7	1303.4	1310.7	1317.1
30°	1329.8	1334.4	1343.5	1353.6	1358.2	1370.0	1377.3	1383.7	1391.0	1401.1	1410.2
32.5°	1445.8	1451.3	1459.5	1472.3	1472.3	1480.5	1496.1	1509.8	1515.2	1527.1	1533.5
35°	1598.4	1599.3	1608.4	1627.6	1633.1	1631.2	1645.9	1658.6	1662.3	1680.6	1692.4
37.5°	1746.3	1749.1	1760.0	1767.3	1777.4	1784.7	1794.7	1813.9	1813.9	1840.4	1851.4
40°	1899.8	1913.5	1915.3	1917.1	1933.6	1962.8	1972.8	1992.0	2009.4	2034.9	2046.8
42.5°	2122.6	2137.2	2154.6	2174.7	2199.3	2215.8	2235.0	2262.4	2269.7	2301.6	2309.9
45°	2427.7	2445.0	2491.6	2496.2	2540.0	2561.9	2593.9	2630.4	2639.6	2660.6	2649.6
47.5°	2731.8	2751.9	2803.1	2856.0	2896.2	2934.6	2943.7	2959.3	2973.0	2960.2	2963.8
50°	3068.9	3098.1	3146.5	3193.1	3223.2	3267.1	3267.1	3270.7	3257.9	3236.9	3203.1
52.5°	3463.4	3468.0	3499.0	3535.6	3563.0	3572.1	3572.1	3551.1	3520.1	3486.3	3420.5
55°	4122.0	4071.7	4080.8	4080.8	4060.8	4044.3	4031.5	3980.4	3919.2	3858.0	3797.7
57.5°	5308.4	5355.9	5214.3	5176.0	5177.8	5052.7	5001.5	4913.8	4848.1	4738.5	4646.2
60°	7000.8	6967.9	6921.4	6877.5	6881.2	6715.9	6599.9	6469.3	6355.1	6114.0	6011.7
62.5°	7896.8	8013.7	8080.4	8046.6	7969.0	7865.8	7675.8	7477.6	7276.7	7072.1	6888.5
64°	7929.7	8084.1	8215.6	8270.4	8233.9	8103.2	7909.6	7663.0	7423.7	7182.6	6960.6
65°	7770.8	7966.2	8136.1	8212.8	8214.7	8099.6	7906.0	7657.5	7401.8	7122.3	6891.2
67.5°	7111.3	7336.0	7503.2	7632.0	7742.5	7684.0	7549.8	7285.8	7043.8	6726.8	6473.8
70°	6122.2	6261.0	6449.2	6637.3	6725.9	6739.6	6689.4	6556.0	6272.9	6015.3	5689.3
72.5°	4718.4	4933.9	4823.4	4939.4	5013.4	4941.2	4950.4	4722.9	4631.6	4405.1	4175.8
75°	2498.9	2506.2	2458.7	2113.5	2070.6	1912.6	2087.9	1774.6	1667.8	1569.1	1442.2
77.5°	1159.0	1009.3	869.5	726.1	593.7	519.7	405.5	357.1	321.5	283.1	291.4
80°	969.1	854.0	731.6	606.5	509.6	411.9	330.6	256.7	205.5	172.6	157.1
82.5°	857.6	756.3	671.3	594.6	525.2	429.3	352.6	272.2	209.2	158.0	122.4
85°	387.3	303.2	275.8	217.4	184.5	157.1	125.1	103.2	84.9	72.2	56.6
87.5°	90.4	62.1	53.0	50.2	43.8	41.1	34.7	36.5	30.1	23.7	24.7
90°	0.0	0.0	0.0	0.0	0.0	0.0	0.0	0.0	0.0	0.0	0.0



REPORT NUMBER: P140959

CATALOG NUMBER: EMM-E03-LED-E1-SL2-7030

CANDELA DISTRIBUTION (continued):

	87°	88°	89°	90°	95°	105°	115°	125°	135°	145°	155°
0°	824.8	824.8	824.8	824.8	824.8	824.8	824.8	824.8	824.8	824.8	824.8
2.5°	828.4	828.4	829.3	829.3	830.2	832.1	834.8	832.1	832.1	832.1	833.0
5°	852.2	853.1	852.2	852.2	854.0	856.7	857.6	852.2	849.4	846.7	843.0
7.5°	886.9	890.5	889.6	889.6	891.4	891.4	889.6	881.4	873.2	860.4	849.4
10°	935.3	937.1	937.1	937.1	939.8	941.7	933.4	915.2	893.3	870.4	850.3
12.5°	992.8	991.9	994.6	997.4	995.6	995.6	980.0	951.7	916.1	878.6	843.9
15°	1053.1	1054.0	1054.0	1058.6	1059.5	1055.8	1031.2	987.3	932.5	875.9	820.2
17.5°	1109.7	1111.5	1112.5	1116.1	1120.7	1110.6	1075.0	1015.6	935.3	850.3	775.4
20°	1157.2	1160.0	1162.7	1165.4	1170.0	1162.7	1115.2	1029.3	920.7	809.2	723.4
22.5°	1200.1	1204.7	1206.5	1211.1	1218.4	1209.3	1151.7	1029.3	887.8	764.5	664.9
25°	1252.2	1257.7	1266.8	1268.6	1281.4	1271.4	1181.0	1022.0	850.3	707.8	601.9
27.5°	1320.7	1326.2	1334.4	1339.0	1354.5	1340.8	1202.9	1002.9	803.7	646.7	540.7
30°	1411.1	1416.6	1426.7	1431.2	1459.5	1413.9	1217.5	973.6	749.9	575.4	470.4
32.5°	1537.2	1551.8	1550.9	1562.7	1588.3	1495.2	1223.9	932.5	682.3	503.3	404.6
35°	1702.5	1712.5	1721.7	1738.1	1750.0	1581.9	1219.3	878.6	598.2	428.4	347.1
37.5°	1861.4	1878.8	1885.2	1896.1	1893.4	1640.4	1201.1	794.6	506.9	361.7	307.8
40°	2059.6	2069.7	2089.7	2099.8	2051.4	1696.1	1158.1	682.3	415.6	317.8	282.2
42.5°	2323.6	2336.4	2326.3	2323.6	2230.4	1727.1	1075.9	569.9	348.0	285.9	261.2
45°	2644.1	2649.6	2619.5	2599.4	2436.8	1724.4	956.3	464.0	301.4	262.1	243.0
47.5°	2933.7	2922.7	2883.4	2853.3	2615.8	1660.5	806.5	382.7	276.7	243.0	228.3
50°	3173.0	3124.6	3082.6	3044.2	2759.2	1562.7	663.1	322.4	253.0	227.4	213.7
52.5°	3389.4	3323.7	3274.4	3209.5	2889.8	1434.0	548.9	281.3	229.3	211.9	198.2
55°	3710.0	3633.3	3570.3	3506.4	3120.9	1333.5	474.9	250.3	205.5	195.5	182.7
57.5°	4629.8	4424.3	4368.6	4311.0	3740.2	1311.6	432.0	225.6	187.2	179.9	171.7
60°	5887.5	5754.1	5664.6	5523.9	4768.6	1381.9	400.0	207.3	174.4	169.9	162.6
62.5°	6707.6	6546.9	6398.9	6255.5	5372.3	1380.1	360.8	195.5	167.1	166.2	155.3
64°	6759.7	6579.8	6414.5	6260.1	5391.5	1289.7	325.2	187.2	167.1	167.1	150.7
65°	6673.9	6493.0	6322.2	6161.5	5281.9	1220.2	301.4	183.6	169.9	169.0	148.0
67.5°	6236.4	6054.6	5862.8	5690.2	4817.9	956.3	238.4	177.2	184.5	178.1	145.2
70°	5462.7	5256.3	5112.0	4987.8	4135.7	667.7	189.1	180.8	201.9	189.1	152.5
72.5°	3959.4	3791.3	3789.5	3648.8	3131.0	423.8	152.5	179.9	200.9	187.2	158.0
75°	1538.1	1318.9	1311.6	1360.9	1331.7	229.3	131.5	158.9	164.4	156.2	139.7
77.5°	263.0	258.5	255.7	269.4	296.8	127.0	120.6	135.2	122.4	110.5	116.0
80°	146.1	139.7	137.9	137.9	129.7	104.1	106.9	107.8	88.6	82.2	95.9
82.5°	101.4	94.1	90.4	87.7	84.9	93.2	95.0	84.9	63.9	63.0	89.5
85°	49.3	46.6	45.7	45.7	52.1	87.7	78.5	65.8	42.9	42.9	96.8
87.5°	21.0	21.0	18.3	18.3	28.3	55.7	35.6	27.4	17.4	20.1	39.3
90°	0.0	0.0	0.0	0.0	0.0	0.0	0.0	0.0	0.0	0.0	0.0



REPORT NUMBER: P140959

CATALOG NUMBER: EMM-E03-LED-E1-SL2-7030

CANDELA DISTRIBUTION (continued):

	165°	175°	180°
0°	824.8	824.8	824.8
2.5°	832.1	833.9	833.0
5°	838.5	838.5	836.6
7.5°	837.5	833.9	832.1
10°	832.1	822.0	821.1
12.5°	817.4	801.0	796.4
15°	775.4	753.5	748.0
17.5°	722.5	696.9	689.6
20°	662.2	633.0	622.9
22.5°	603.7	569.9	559.9
25°	539.8	506.0	500.5
27.5°	469.5	437.5	429.3
30°	404.6	377.2	370.8
32.5°	346.2	327.0	327.0
35°	307.8	291.4	291.4
37.5°	277.7	270.4	269.4
40°	257.6	251.2	250.3
42.5°	242.0	234.7	233.8
45°	225.6	218.3	218.3
47.5°	210.1	201.9	202.8
50°	194.5	188.2	188.2
52.5°	181.8	175.4	174.4
55°	169.9	163.5	162.6
57.5°	158.9	151.6	150.7
60°	148.0	140.7	138.8
62.5°	138.8	130.6	128.8
64°	133.3	125.1	123.3
65°	130.6	121.5	120.6
67.5°	127.9	116.0	115.1
70°	137.9	114.2	109.6
72.5°	138.8	111.4	105.9
75°	131.5	105.9	101.4
77.5°	116.0	96.8	91.3
80°	111.4	75.8	66.7
82.5°	102.3	62.1	52.1
85°	84.0	40.2	37.4
87.5°	48.4	26.5	19.2
90°	0.0	0.0	0.0

(END OF REPORT)